



KLT-6AMF-OH01A10 V1.0

OmniVision OH01A10 MIPI Интерфейс Фиксированный фокус 1MP
Модуль камеры




| | |
|--------------------|-----------------------|
| № модуля камеры | KLT-6AMF-OH01A10 V1.0 |
| Датчик изображений | OH01A10 |
| EFL | 1.25 mm |
| F.NO | 4 |
| Пиксель | 1280 x 800 |
| Угол обзора | 110° |
| Тип линзы | 1/11 дюйм |
| Размеры линз | 3.45 x 3.45 x 3.47 mm |
| Размер модуля | 30.00 x 3.38 mm |
| Тип модуля | Фиксированный фокус |
| Интерфейс | MIPI |

Ответный соединитель Деталь No. BM23FR0.6-16DS-0.35V



Ответный разъем на основной плате. Продано отдельно.



OH01A10 1-megapixel product brief



High-Definition, Compact and Cost-Effective Medical Image Sensor for Single-Use and Reusable Endoscopes and Catheters



available in a lead-free package

OmniVision's OH01A10 image sensor leverages PureCel®Plus-S stacked-die architecture to provide the high resolution, compact size and cost effectiveness required for the next generation of disposable and reusable endoscopes and catheters. The OH01A10 is the world's first medical image sensor to capture 1280 x 800 resolution at 60 frames per second (fps) in a compact 2.5 x 1.5 mm package.

These features make it ideal for many endoscopic devices, including those used in airway management (esophagoscopes, laryngoscopes, thorascopes, pleuroscopes, bronchoscopes, mediastinoscopes); gastrointestinal (gastrosopes, duodenoscopes, amnioscopes); and urology (utero-reno) applications.

Compared with previous-generation sensors, the OH01A10 consumes 25% lower power, which keeps the distal tip of the endoscope cooler for greater patient comfort. A high chief ray angle of 32 degrees enables a slimmer module and a wider field of view for flexible endoscopes with tight bend radius and close-focus requirements. Two OH01A10 image sensors can be synchronized to produce stereo, 3D images for surgical procedures.

The OH01A10 has a 1/11-inch optical format and a 1.12-micron pixel size. The sensor supports multiple resolution formats and frame rates with RAW output, including 720p HD at 60 fps in a 16:9 aspect ratio and 800 x 800 at 60 fps for a 1:1 square image for a crisp, jitter-free image. The sensor's PureCel®Plus-S stacked pixel architecture delivers the highest-quality images with improved sensitivity, high full-well capacity, no blooming and low color crosstalk.

Support for both MIPI and sub-LVDS output interfaces allows the OH01A10 to transmit image data over long distances. It also integrates one-time-programmable (OTP) memory to store manufacturing and calibration information.

The OH01A10 can be autoclaved for reusable devices and sterilized for disposable ones.

Find out more at www.ovt.com.



OmniVision


Applications

- Medical, Veterinarian, Industrial, and Video Microscopes

Product Features

- highest resolution in small die size
- best image quality
- high frame rate for jitter-free images
- PureCel™ high color fidelity
 - high FWC with less saturation
 - best low light sensitivity
 - almost no blooming
 - low noise
 - better color crosstalk
 - higher QE performance
- supports images sizes:
 - 1MP (1280x800)
 - 720p (1280x720)
 - 800 x 800
 - VGA (640x480)
 - 400 x 400, and more
- output format can be 8/10-bit RGB RAW
- stereo ready (frame sync)
- sync light source (strobe)
- horizontal and vertical subsampling
- low power
 - more than 25% lower power than previous generation
 - low power mode for subsampling modes (<10 mW)
- on-chip phase lock loop (PLL)
- 2x2 analog binning
- image quality controls:
 - lens shading
 - denoise
 - manual exposure
 - gain control
 - defect pixel correction
 - automatic black level calibration
- group hold

OH01A10



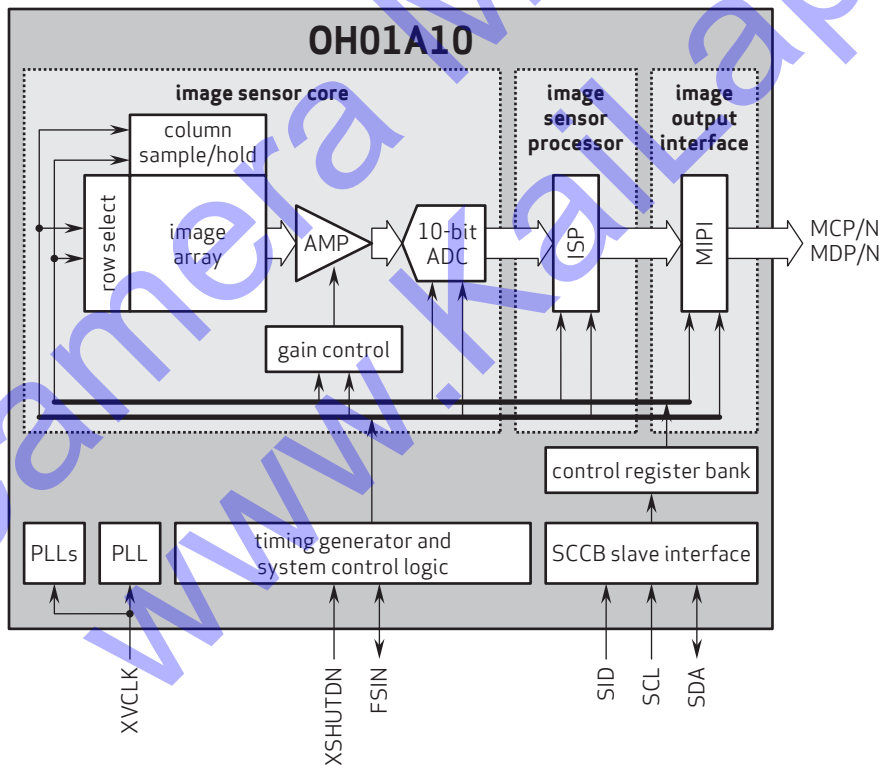
Ordering Information

- OH01A10-A16A-1A-Z (color, lead-free) 16-pin CSP

Product Specifications

- active array size: 1280 x 800
- power supply:
 - analog: 2.7 - 3.0V (2.8V nominal)
 - core: 1.14 - 1.26V (1.2V nominal)
 - I/O: 1.7 - 1.9V (1.8V nominal)
- power requirements:
 - active: 82.2 mW
 - standby: 0.5 mA
 - XSHUTDN: 2 μ A
- temperature range:
 - operating: -30°C to +85°C junction temperature
 - stable: 0°C to +60°C junction temperature
- output interface: 1-lane MIPI serial output/LVDS
- output formats: 10-bit RGB RAW
- lens chief ray angle: up to 32° non-linear
- lens size: 1/11"
- input clock frequency: 6 - 27 MHz
- maximum image transfer rate:
 - 1MP (1280x800): 60 fps
 - 800 x 800: 60 fps
 - 400 x 400: 90 fps
- sensitivity: 4,500 e⁻/Lux-sec
- max S/N ratio: 36.8 dB
- dynamic range: 72.2 dB @ 16x gain
- minimum exposure: 4-row
- maximum exposure: VTS-8
- pixel size: 1.116 μ m x 1.116 μ m
- image area: 1446.34 μ m x 910.66 μ m
- die dimensions:
 - CSP: 2533 μ m x 1534 μ m

Functional Block Diagram



4275 Burton Drive
Santa Clara, CA 95054
USA

Tel: +1 408 567 3000
Fax: +1 408 567 3001
www.ovt.com

OmniVision reserves the right to make changes to their products or to discontinue any product or service without further notice. OmniVision, the OmniVision logo and PureCel are registered trademarks of OmniVision Technologies, Inc. All other trademarks are the property of their respective owners.



OmniVision